
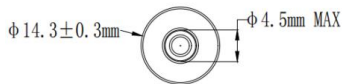


XTAR 1.5V AA 2500mAh (4150mWh) Li-ion Rechargeable Battery



Standard Dimensions

Unit:mm



Specifications

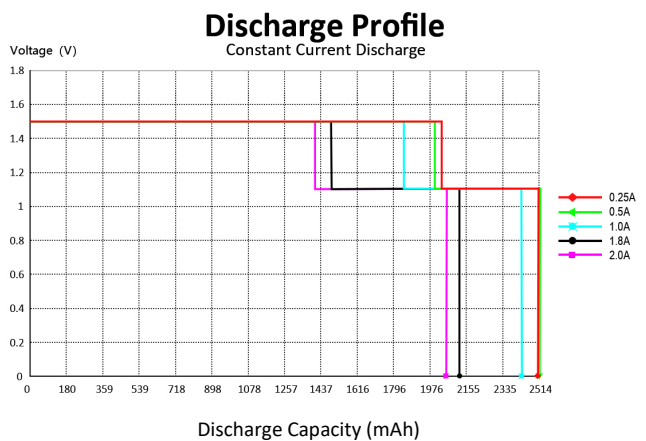
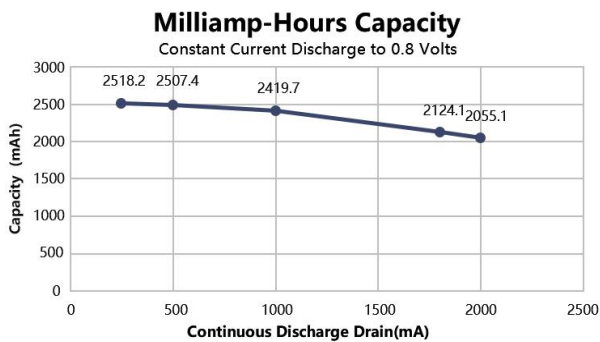
Nominal Capacity:	2500mAh (4150mWh)
Nominal Voltage:	1.5V
Voltage at Low Power:	1.1V
Max Discharge Current:	2A continuous
Cycle Life:	1200
Charging Voltage:	5V
Charging Current:	0.45±0.05A
Protected:	Yes
Positive Pole:	Button Top
With Indicator:	Yes
Operating Temp:	-20 to 60°C
Charging Temp:	0-45°C
Storage Temp:	-20 to 50°C (best 25±5°C)
Net Weight:	19.5g
Size:	Ø14.3±0.3mm×H50.3±0.5mm

*All data shown tested at 20±5°C unless otherwise stated.

Typical service output (new battery, at 20±5°C):

Load	Conditions	End Voltage	Time
43Ω	4 h/d	1.05V	64h
24Ω	15 s/m, 8 h/d	1.05V	37h
3.9Ω	1 h/d	1.05V	6h30m

Name	XTAR 1.5V AA 2500mAh (4150mWh) Li-ion Rechargeable Battery					
	Tests are carried out under the temperature of 20±5°C					
Test Condition						
Test Current (mA)	250	400	500	1000	1800	2000
Measured Capacity (mAh)	2518.2	2435.6	2507.4	2419.7	2124.1	2055.1
Measured Energy (mWh)	4197	4059.3	4179	4032.8	3540.2	3425.2



Important Notice

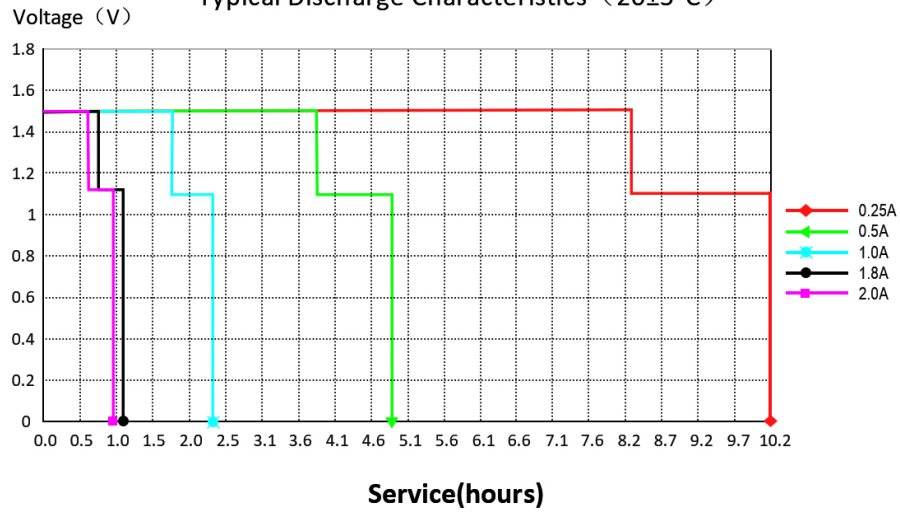
This data sheet contains typical information specific to batteries manufactured at the time of its publication.

Contents herein do not constitute a warranty.

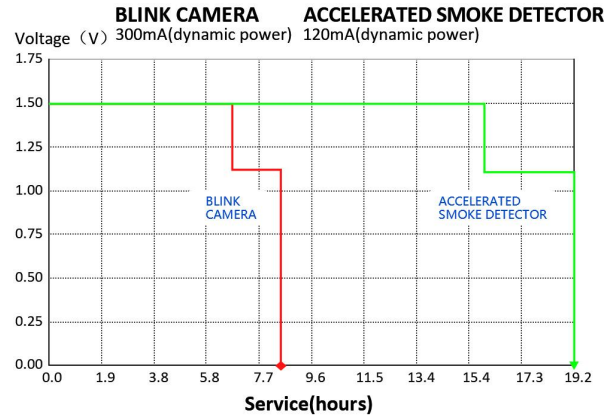
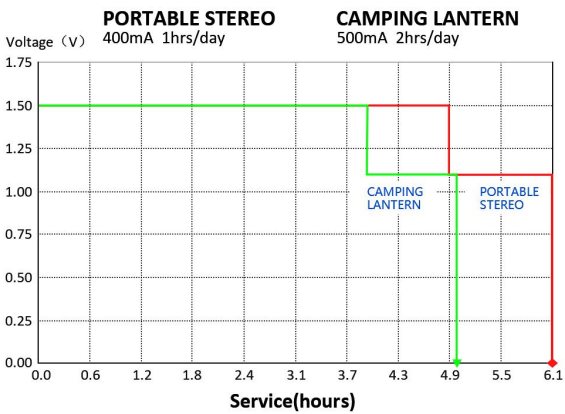
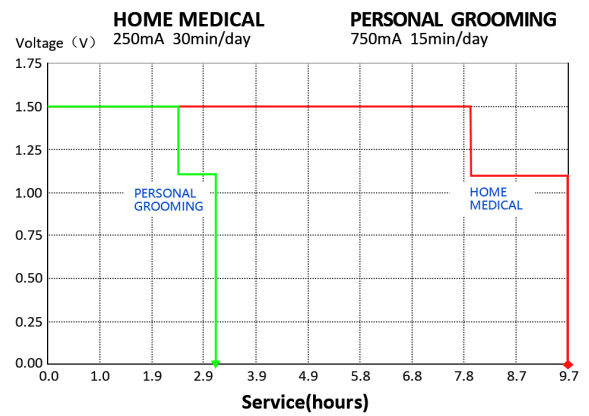
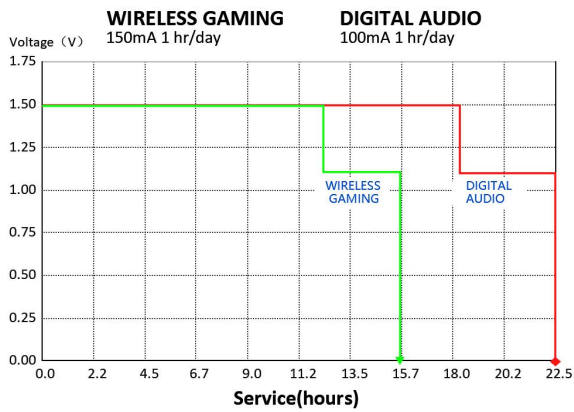
©XTAR - All Rights Reserved

Constant Output Performance

Typical Discharge Characteristics (20±5°C)



Application Tests



Important Notice

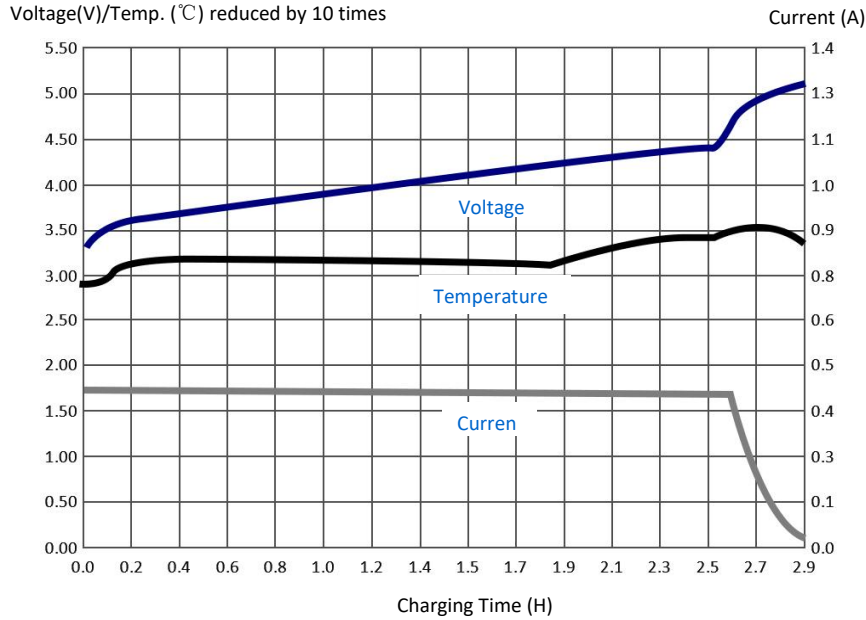
This data sheet contains typical information specific to batteries manufactured at the time of its publication.

Contents herein do not constitute a warranty.

©XTAR - All Rights Reserved

Charging Current Diagram

Input power 5V 2A by XTAR L4 charger



Battery LED Indicator Status Table

Battery Status	LED Indicator Status
In the charging	1HZ flash
Charge complete	LED on
No battery	High flash
In the discharging	LED off
Discharge short circuit	10HZ high flash
Discharge low voltage	Blink at 1HZ for eight times, and then off

Notice:

- 1) Please read instructions and manual before using the product for safety purposes.
- 2) Do not charge the battery with unspecified charger. We recommend to use only compatible XTAR 1.5V Li-ion battery chargers for safety and the highest efficiency.
- 3) Please avoid ambient temperature over 60° C. Do not leave the battery in a car for safety purposes.
- 4) When the battery is not used for a long period, please keep it in a cool and dry place. Please activate the battery at every 6 month.

Important Notice

This data sheet contains typical information specific to batteries manufactured at the time of its publication.

Contents herein do not constitute a warranty.

©XTAR - All Rights Reserved